

General Lines : +256 414 250 534/6
: +256 414 250 557/8
Minister : +256 414 251003
Minister of State : +256 414 251004
Permanent Secretary : +256 414 251002
Toll Free : 0800 100 200/201/202
Email : ps@publicservice.go.ug
Website : www.publicservice.go.ug



THE REPUBLIC OF UGANDA

MINISTRY OF PUBLIC SERVICE
PLOT 12 NAKASERO HILL ROAD
P.O. BOX 7003
KAMPALA
UGANDA

In any correspondence on
this subject please quote no.

COM 006/135/01 Vol 1

30th June 2025

CIRCULAR STANDING INSTRUCTION (CSI) NO.1 OF 2025

SALARY STRUCTURE FOR FINANCIAL YEAR 2025/2026

1.0 Introduction

- 1.1. An allocation of **UShs. 8,554,565,115,786** has been appropriated for the wage bill in the Financial Year 2025/2026. This represents an increase of **UShs. 724,724,060,158** from the wage bill of Financial Year 2024/2025, which amounted to **UShs. 7,829,841,055,628**. The breakdown is as follows:-

	Central Government (Includes RRH)	Missions/ Embassies	Local Governments	Total
Amount	4,959,817,413,300	41,214,238,627	3,553,533,463,859	8,554,565,115,786
Percentage	57.98	0.48	41.54	100

Table 1: Wage breakdown for Central/ Local Governments and Missions Abroad in Billion Shillings

- 1.2. The Local Governments' Wage is further broken down according to payroll categories as follows: -

Payroll Category	Agriculture Extension (000,000)	Primary Health Care (000,000)	Primary Education (000,000)	Secondary Education (000,000)	Decentralized Tertiary (000,000)	Urban (000,000)	Local Gov't Unconditional Grant – Wage (000,000)
Amount	169,170.9	939,289.3	1,029,783.9	870,261.2	101,651.0	62,739.6	380,637.2
Percentage	4.76	26.43	28.98	24.49	2.86	1.77	10.71

Table 2: Local Governments' Wage Allocation by Payroll Categories in Billion Shillings

Mission: To provide human resource policies, management systems and structures that facilitate efficient and effective public service performance for national development and improved quality of life in Uganda

1.3. The wage for FY 2025/2026 has been determined based on the following considerations:

- a) Staff in post as of 30th June 2025 in accordance with the recommended staff list by the Auditor General following the Special Payroll Audit and Headcount Exercise.
- b) Recruitment of Heads of Department in Local Governments.
- c) Recruitment for newly constructed Schools and Health centres funded under Ugift.
- d) Salary enhancement for Chief Administrative Officers, Town Clerks of Cities and Municipalities, Undersecretaries and Commissioners.

2.0 Salary Enhancement for Public Officers

Government continues to fulfill its commitment to enhancing the salary of all Public Officers in a phased manner. Accordingly, Ugx. 57Bn has been allocated for enhancement of salary of:

- a) Chief Administrative Officers and Officers at the Level of Directors;
- b) City Town Clerks;
- c) Municipal Town Clerks;
- d) Undersecretaries; and
- e) Commissioners.

3.0 Implementation of this Circular

3.1. This Circular Standing Instruction will come into effect on 1st July 2025.

3.2. The purpose of this Circular Standing Instruction is to communicate to Responsible Officers and the Service in general the Salary Structure for FY 2025/2026 for implementation. Responsible Officers are required to communicate the contents to all Public Officers for their information and/or compliance.

3.3. This Circular can also be accessed on the Ministry of Public Service website at www.publicservice.go.ug.



4.0 Salary Structure Schedules

The following schedules are attached:

SCHEDULE 1	Salary Structure for Political Leaders.
SCHEDULE 2	General Salary Structure for Public Service.
SCHEDULE 3	Salary Structure for Primary School Teachers including the Head Teachers and Deputy Head Teachers.
SCHEDULE 4-A	Salary Structure for Post Primary Teachers (Secondary School Teachers including the Head Teacher and Deputy Head Teacher) and Secondary Schools Laboratory Staff.
SCHEDULE 4-B	Salary Structure for BTVET and Teacher Training Institutions excluding Health Training Institutions.
SCHEDULE 5	Salary Structure for Uganda Police Force and Uganda Prisons Services (Includes Legal, Scientists, Professional and General Category except Health Professionals and Aviation) for FY 2024/ 2025.
SCHEDULE 6	Salary Structure for Medical Workers and Health Tutors.
SCHEDULE 7-A	Salary Structure for Judicial Officers under Courts of Judicature.
SCHEDULE 7-B	Salary Structure for Office of the Directorate of Public Prosecutions.
SCHEDULE 7-C	Salary Structure for Legal Professionals under Ministry of Justice and Constitutional Affairs.
SCHEDULE 7-D	Salary Structure for Legal Professionals other than Ministry of Justice and Constitutional Affairs, DPP, Judicial Service Commission and Uganda Police.
SCHEDULE 7-E	Merged with Schedule 5.
SCHEDULE 8	Salary Structure for Local Government Political Leaders.
SCHEDULE 9-A	Salary Structure for Specified Officers (Offices in the Public Service).
SCHEDULE 9-B	Salary Structure for Specified Officers (National Service Commissions).
SCHEDULE 10-A	Salary Structure for Aviation (Presidential Crew).
SCHEDULE 10-B	Salary Structure for Aviation (East African Aviation Academy- Soroti Flying School).
SCHEDULE 10-C	Salary Structure for Aviation (Uganda Police Force).
SCHEDULE 11	Salary Structure for District Service Commission

	Chairpersons.
SCHEDULE 12	Salary Structure for Public Universities.




Catherine Bitarakwate Musingwiire (Mrs.)
PERMANENT SECRETARY

DISTRIBUTION "B"

SCHEDULE 1

SALARY STRUCTURE FOR POLITICAL LEADERS FOR FINANCIAL YEAR 2025/2026

DESIGNATION	FY 2024/2025		FY 2025/2026	
	MONTHLY	ANNUAL	MONTHLY	ANNUAL
Senior Presidential Advisor	2,382,082	28,584,984	2,382,082	28,584,984
Assistant Senior Presidential Advisor	2,370,616	28,447,392	2,370,616	28,447,392
Presidential Advisor	2,370,616	28,447,392	2,370,616	28,447,392
Special Presidential Envoy	2,362,012	28,344,144	2,362,012	28,344,144
Special Presidential Assistant	2,350,546	28,206,552	2,350,546	28,206,552
Presidential Assistant	2,350,546	28,206,552	2,350,546	28,206,552
Deputy Special Presidential Assistant	2,321,873	27,862,476	2,321,873	27,862,476
Resident District Commissioner	2,293,200	27,518,400	2,293,200	27,518,400
Deputy Resident District Commissioner	1,282,369	15,388,428	1,282,369	15,388,428
Assistant Resident District Commissioner	817,216	9,806,592	817,216	9,806,592
 <i>Source: Ministry of Public Service (2025)</i>				

SCHEDULE 2

SALARY STRUCTURE FOR THE PUBLIC SERVICE (GENERAL) FOR FINANCIAL YEAR 2024/2025

DESIGNATION	SALARY SCALE	FY 2024/2025		FY 2025/2026	
		MONTHLY	ANNUAL	MONTHLY	ANNUAL
Head of the Public Service	U1S	17,600,000	211,200,000	17,600,000	211,200,000
Deputy Head of the Public Service	U1S	16,400,000	196,800,000	16,400,000	196,800,000
Permanent Secretary	U1S	15,400,000	184,800,000	15,400,000	184,800,000
Deputy Secretary to Treasury	U1SE	13,860,000	166,320,000	13,860,000	166,320,000
Accountant General	U1SE	13,860,000	166,320,000	13,860,000	166,320,000
Deputy Secretary-Public Service Commission	U1SE	13,860,000	166,320,000	13,860,000	166,320,000
Internal Auditor General	U1SE	13,860,000	166,320,000	13,860,000	166,320,000
Director (Non-Science)	U1SE	2,369,300	28,431,600	12,750,000	153,000,000
Chief Administrative Officer/ Town Clerk of City Council	U1SE	2,369,300	28,431,600	12,750,000	153,000,000
Deputy Director	U1SE	2,081,031	24,972,372	12,750,000	153,000,000
Commissioner/ Under Secretary	U1SE	1,859,451	22,313,412	12,750,000	153,000,000
Foreign Service Officer (GR.1)	U1SE	1,859,451	22,313,412	12,750,000	153,000,000
Town Clerk of Municipal Council	U1SE	1,859,451	22,313,412	12,750,000	153,000,000
Deputy Chief Administrative Officer/ Deputy Town Clerk (City Council)/ Town Clerk (City Division)	U1SE	1,859,451	22,313,412	1,859,451	22,313,412
Deputy Commissioner	U1SE	1,800,687	21,608,244	1,800,687	21,608,244
Director (SC)	U1SE	12,750,000	153,000,000	12,750,000	153,000,000
Deputy Director (SC)	U1SE	11,900,000	142,800,000	12,750,000	153,000,000
Commissioner (SC)	U1SE	10,622,398	127,468,776	12,750,000	153,000,000
Deputy Commissioner (SC)	U1SE	7,000,000	84,000,000	7,000,000	84,000,000
Assistant Commissioner (Science)	U1E (SC)	6,500,000	78,000,000	6,500,000	78,000,000
		6,500,000	78,000,000	6,500,000	78,000,000


		6,500,000	78,000,000		6,500,000	78,000,000
		6,500,000	78,000,000		6,500,000	78,000,000
Assistant Commissioner (Professional Cadre)	U1E (Upper)	1,728,007	20,736,084		1,728,007	20,736,084
		1,710,004	20,520,048		1,710,004	20,520,048
		1,690,781	20,289,372		1,690,781	20,289,372
		1,669,621	20,035,452		1,669,621	20,035,452
Assistant Commissioner (Administrative Cadre)	U1E (Lower)	1,690,781	20,289,372		1,690,781	20,289,372
		1,669,621	20,035,452		1,669,621	20,035,452
		1,645,733	19,748,796		1,645,733	19,748,796
		1,624,934	19,499,208		1,624,934	19,499,208
Principal Officer (Scientist other than Medical Personnel)	U2 (SC)	4,500,000	54,000,000		4,500,000	54,000,000
		4,500,000	54,000,000		4,500,000	54,000,000
		4,500,000	54,000,000		4,500,000	54,000,000
		4,500,000	54,000,000		4,500,000	54,000,000
		4,500,000	54,000,000		4,500,000	54,000,000
		4,500,000	54,000,000		4,500,000	54,000,000
		4,500,000	54,000,000		4,500,000	54,000,000
		4,500,000	54,000,000		4,500,000	54,000,000
		4,500,000	54,000,000		4,500,000	54,000,000
		4,500,000	54,000,000		4,500,000	54,000,000
Principal Officer (Professional Cadre)	U2 (Upper)	1,527,241	18,326,892		1,527,241	18,326,892
		1,510,753	18,129,036		1,510,753	18,129,036
		1,494,471	17,933,652		1,494,471	17,933,652
		1,478,401	17,740,812		1,478,401	17,740,812
		1,353,136	16,237,632		1,353,136	16,237,632
		1,337,524	16,050,288		1,337,524	16,050,288
		1,322,109	15,865,308		1,322,109	15,865,308
		1,306,898	15,682,776		1,306,898	15,682,776
		1,291,880	15,502,560		1,291,880	15,502,560
		1,282,315	15,387,780		1,282,315	15,387,780
Principal Officer (Administrative Cadre)	U2 (Lower)	1,291,880	15,502,560		1,291,880	15,502,560
		1,282,315	15,387,780		1,282,315	15,387,780
		1,259,083	15,108,996		1,259,083	15,108,996
		1,235,852	14,830,224		1,235,852	14,830,224

		1,212,620	14,551,440		1,212,620	14,551,440
		1,201,688	14,420,256		1,201,688	14,420,256
Senior Officer (Scientist other than Medical Personnel)	U3 (SC)	4,250,000	51,000,000		4,250,000	51,000,000
		4,250,000	51,000,000		4,250,000	51,000,000
		4,250,000	51,000,000		4,250,000	51,000,000
		4,250,000	51,000,000		4,250,000	51,000,000
		4,250,000	51,000,000		4,250,000	51,000,000
		4,250,000	51,000,000		4,250,000	51,000,000
		4,250,000	51,000,000		4,250,000	51,000,000
		4,250,000	51,000,000		4,250,000	51,000,000
		4,250,000	51,000,000		4,250,000	51,000,000
		4,250,000	51,000,000		4,250,000	51,000,000
		4,250,000	51,000,000		4,250,000	51,000,000
Senior Officer (Professional Cadre)	U3 (Upper)	1,131,209	13,574,508		1,131,209	13,574,508
		1,115,688	13,388,256		1,115,688	13,388,256
		1,100,402	13,204,824		1,100,402	13,204,824
		1,085,341	13,024,092		1,085,341	13,024,092
		1,070,502	12,846,024		1,070,502	12,846,024
		1,046,396	12,556,752		1,046,396	12,556,752
		1,032,132	12,385,584		1,032,132	12,385,584
		1,018,077	12,216,924		1,018,077	12,216,924
		1,004,232	12,050,784		1,004,232	12,050,784
		990,589	11,887,068		990,589	11,887,068
		979,805	11,757,660		979,805	11,757,660
Senior Officer (Administrative Cadre)	U3 (Lower)	990,589	11,887,068		990,589	11,887,068
		979,805	11,757,660		979,805	11,757,660
		943,991	11,327,892		943,991	11,327,892
		933,461	11,201,532		933,461	11,201,532
		923,054	11,076,648		923,054	11,076,648
		912,771	10,953,252		912,771	10,953,252
		902,612	10,831,344		902,612	10,831,344
Graduate Scientist (other than Medical Personnel)		4,000,000	48,000,000		4,000,000	48,000,000
		4,000,000	48,000,000		4,000,000	48,000,000
		4,000,000	48,000,000		4,000,000	48,000,000
		4,000,000	48,000,000		4,000,000	48,000,000

	U4 (SC)	4,000,000	48,000,000		4,000,000	48,000,000
		4,000,000	48,000,000		4,000,000	48,000,000
		4,000,000	48,000,000		4,000,000	48,000,000
		4,000,000	48,000,000		4,000,000	48,000,000
		4,000,000	48,000,000		4,000,000	48,000,000
		4,000,000	48,000,000		4,000,000	48,000,000
		4,000,000	48,000,000		4,000,000	48,000,000
Graduate (Professional Cadre)	U4 (Upper)	940,366	11,284,392		940,366	11,284,392
		934,922	11,219,064		934,922	11,219,064
		926,247	11,114,964		926,247	11,114,964
		909,243	10,910,916		909,243	10,910,916
		892,574	10,710,888		892,574	10,710,888
		876,222	10,514,664		876,222	10,514,664
		846,042	10,152,504		846,042	10,152,504
		834,959	10,019,508		834,959	10,019,508
		808,135	9,697,620		808,135	9,697,620
		799,323	9,591,876		799,323	9,591,876
		798,667	9,584,004		798,667	9,584,004
Graduate (Administrative Cadre)	U4 (Lower)	798,535	9,582,420		798,535	9,582,420
		794,074	9,528,888		794,074	9,528,888
		780,193	9,362,316		780,193	9,362,316
		766,589	9,199,068		766,589	9,199,068
		744,866	8,938,392		744,866	8,938,392
		723,868	8,686,416		723,868	8,686,416
		700,306	8,403,672		700,306	8,403,672
		672,792	8,073,504		672,792	8,073,504
		644,785	7,737,420		644,785	7,737,420
		623,063	7,476,756		623,063	7,476,756
		601,341	7,216,092		601,341	7,216,092
Scientist (Other Medical Personnel)	U5 (SC)	2,200,000	26,400,000		2,200,000	26,400,000
		2,200,000	26,400,000		2,200,000	26,400,000
		2,200,000	26,400,000		2,200,000	26,400,000
		2,200,000	26,400,000		2,200,000	26,400,000
		2,200,000	26,400,000		2,200,000	26,400,000
		2,200,000	26,400,000		2,200,000	26,400,000

		2,200,000	26,400,000		2,200,000	26,400,000
		2,200,000	26,400,000		2,200,000	26,400,000
		2,200,000	26,400,000		2,200,000	26,400,000
		2,200,000	26,400,000		2,200,000	26,400,000
		2,200,000	26,400,000		2,200,000	26,400,000
		2,200,000	26,400,000		2,200,000	26,400,000
		2,200,000	26,400,000		2,200,000	26,400,000
		2,200,000	26,400,000		2,200,000	26,400,000
		2,200,000	26,400,000		2,200,000	26,400,000
Non Graduate Technical Cadre	U5 (Upper)	598,822	7,185,864		598,822	7,185,864
		588,801	7,065,612		588,801	7,065,612
		578,981	6,947,772		578,981	6,947,772
		569,350	6,832,200		569,350	6,832,200
		555,564	6,666,768		555,564	6,666,768
		546,392	6,556,704		546,392	6,556,704
		537,405	6,448,860		537,405	6,448,860
		528,588	6,343,056		528,588	6,343,056
		519,948	6,239,376		519,948	6,239,376
		511,479	6,137,748		511,479	6,137,748
		503,172	6,038,064		503,172	6,038,064
		495,032	5,940,384		495,032	5,940,384
		487,124	5,845,488		487,124	5,845,488
		479,759	5,757,108		479,759	5,757,108
		472,079	5,664,948		472,079	5,664,948
Promotional Level for Analogous Staff	U5 (Lower)	479,759	5,757,108		479,759	5,757,108
		472,079	5,664,948		472,079	5,664,948
		463,264	5,559,168		463,264	5,559,168
		462,852	5,554,224		462,852	5,554,224
		456,394	5,476,728		456,394	5,476,728
		455,804	5,469,648		455,804	5,469,648
		447,080	5,364,960		447,080	5,364,960
Promotional Level for Analogous Staff		436,677	5,240,124		436,677	5,240,124
		434,273	5,211,276		434,273	5,211,276
		430,025	5,160,300		430,025	5,160,300

	U6 (Upper)	426,265	5,115,180		426,265	5,115,180
		425,074	5,100,888		425,074	5,100,888
		424,253	5,091,036		424,253	5,091,036
		416,617	4,999,404		416,617	4,999,404
Promotional Level for Analogous Staff	U6 (Lower)	424,253	5,091,036		424,253	5,091,036
		416,617	4,999,404		416,617	4,999,404
		408,981	4,907,772		408,981	4,907,772
		401,497	4,817,964		401,497	4,817,964
		394,159	4,729,908		394,159	4,729,908
		386,972	4,643,664		386,972	4,643,664
Entry Level for Analogous Cadre	U7 (Upper)	377,781	4,533,372		377,781	4,533,372
		369,419	4,433,028		369,419	4,433,028
		361,867	4,342,404		361,867	4,342,404
		354,493	4,253,916		354,493	4,253,916
		347,302	4,167,624		347,302	4,167,624
		340,282	4,083,384		340,282	4,083,384
		333,444	4,001,328		333,444	4,001,328
		326,765	3,921,180		326,765	3,921,180
		321,527	3,858,324		321,527	3,858,324
		316,393	3,796,716		316,393	3,796,716
Entry Level for Analogous Cadres without Additional Training	U7 (Lower)	289,361	3,472,332		289,361	3,472,332
		284,417	3,413,004		284,417	3,413,004
		283,913	3,406,956		283,913	3,406,956
		276,989	3,323,868		276,989	3,323,868
		268,143	3,217,716		268,143	3,217,716
Support Staff with UCE and Additional Requirements	U8 (Upper)	237,069	2,844,828		237,069	2,844,828
		232,657	2,791,884		232,657	2,791,884
		228,316	2,739,792		228,316	2,739,792
		224,066	2,688,792		224,066	2,688,792
		219,909	2,638,908		219,909	2,638,908
		215,821	2,589,852		215,821	2,589,852
		213,832	2,565,984		213,832	2,565,984

		209,859	2,518,308		209,859	2,518,308
Support Staff with UCE	U8 (Lower)	213,832	2,565,984		213,832	2,565,984
		209,859	2,518,308		209,859	2,518,308
		205,978	2,471,736		205,978	2,471,736
		202,166	2,425,992		202,166	2,425,992
		198,427	2,381,124		198,427	2,381,124
		194,767	2,337,204		194,767	2,337,204
		191,180	2,294,160		191,180	2,294,160
		187,660	2,251,920		187,660	2,251,920
 Source: Ministry of Public Service (2025)						

SCHEDULE 3

SALARY STRUCTURE FOR PRIMARY SCHOOL TEACHERS FOR FY 2025/2026

DESIGNATION/ SALARY SCALE	FY 2024/2025			FY 2025/2026	
	MONTHLY	ANNUAL		MONTHLY	ANNUAL
Head Teacher Primary (U4)	980,211	11,762,532		980,211	11,762,532
	975,077	11,700,924		975,077	11,700,924
	958,211	11,498,532		958,211	11,498,532
	942,570	11,310,840		942,570	11,310,840
	917,585	11,011,020		917,585	11,011,020
	893,437	10,721,244		893,437	10,721,244
	866,341	10,396,092		866,341	10,396,092
	834,700	10,016,400		834,700	10,016,400
	802,491	9,629,892		802,491	9,629,892
	777,512	9,330,144		777,512	9,330,144
Deputy Head Teacher Primary (U5)	773,952	9,287,424		773,952	9,287,424
	768,177	9,218,124		768,177	9,218,124
	756,884	9,082,608		756,884	9,082,608
	751,558	9,018,696		751,558	9,018,696
	747,204	8,966,448		747,204	8,966,448
	737,822	8,853,864		737,822	8,853,864
	736,657	8,839,884		736,657	8,839,884
	727,682	8,732,184		727,682	8,732,184
	717,747	8,612,964		717,747	8,612,964
	708,007	8,496,084		708,007	8,496,084
	698,454	8,381,448		698,454	8,381,448
	689,093	8,269,116		689,093	8,269,116
	679,998	8,159,976		679,998	8,159,976
	670,990	8,051,880		670,990	8,051,880
	662,165	7,945,980		662,165	7,945,980
Senior Education Assistant (U6)	613,486	7,361,832		613,486	7,361,832
	611,065	7,332,780		611,065	7,332,780
	608,538	7,302,456		608,538	7,302,456
	605,100	7,261,200		605,100	7,261,200

Education Assistant (Grade III Teacher)- U7 (Upper)	568,166	6,817,992		568,166	6,817,992
	558,839	6,706,068		558,839	6,706,068
	550,413	6,604,956		550,413	6,604,956
	542,188	6,506,256		542,188	6,506,256
	534,166	6,409,992		534,166	6,409,992
	526,335	6,316,020		526,335	6,316,020
	518,707	6,224,484		518,707	6,224,484
	511,255	6,135,060		511,255	6,135,060
	505,412	6,064,944		505,412	6,064,944
	499,684	5,996,208		499,684	5,996,208
Teachers on Trial Terms - U7 (Lower)	261,326	3,135,912		261,326	3,135,912
Non Formal Education Teacher - U8 Lower	228,612	2,743,344		228,612	2,743,344
<i>Source: Ministry of Public Service (2025)</i>					

ADDENDUM TO SCHEDULE 4-A

SALARY STRUCTURE FOR POST PRIMARY TEACHERS (SECONDARY SCHOOL TEACHERS) AND LABORATORY STAFF IN SECONDARY SCHOOLS FOR FY 2025/2026

DESINATION/ SALARY SCALE	FY 2024/2025		FY 2025/2026	
	Monthly	Annual	Monthly	Annual
Head Teacher Secondary School (Science) (U1E-SC)	6,500,000	78,000,000	6,500,000	78,000,000
	6,500,000	78,000,000	6,500,000	78,000,000
	6,500,000	78,000,000	6,500,000	78,000,000
	6,500,000	78,000,000	6,500,000	78,000,000
Head Teacher Secondary School (U1E-LWR)	2,350,000	28,200,000	2,350,000	28,200,000
	2,324,608	27,895,296	2,324,608	27,895,296
	2,295,943	27,551,316	2,295,943	27,551,316
	2,270,984	27,251,808	2,270,984	27,251,808
Deputy Head Teacher Secondary School- Science (U2-SC)	4,500,000	54,000,000	4,500,000	54,000,000
	4,500,000	54,000,000	4,500,000	54,000,000
	4,500,000	54,000,000	4,500,000	54,000,000
	4,500,000	54,000,000	4,500,000	54,000,000
	4,500,000	54,000,000	4,500,000	54,000,000
	4,500,000	54,000,000	4,500,000	54,000,000
Deputy Head Teacher Secondary School (U2-LWR)	1,740,001	20,880,012	1,740,001	20,880,012
	1,728,522	20,742,264	1,728,522	20,742,264
	1,700,644	20,407,728	1,700,644	20,407,728
	1,672,766	20,073,192	1,672,766	20,073,192
	1,644,888	19,738,656	1,644,888	19,738,656
	1,631,769	19,581,228	1,631,769	19,581,228
Senior Education Officer - Classroom Teacher (Science)-U3SC	4,250,000	51,000,000	4,250,000	51,000,000
	4,250,000	51,000,000	4,250,000	51,000,000
	4,250,000	51,000,000	4,250,000	51,000,000
	4,250,000	51,000,000	4,250,000	51,000,000
	4,250,000	51,000,000	4,250,000	51,000,000
	4,250,000	51,000,000	4,250,000	51,000,000

	4,250,000	51,000,000		4,250,000	51,000,000
	4,250,000	51,000,000		4,250,000	51,000,000
	4,250,000	51,000,000		4,250,000	51,000,000
	4,250,000	51,000,000		4,250,000	51,000,000
	4,250,000	51,000,000		4,250,000	51,000,000
Senior Education Officer - Classroom Teacher (Non Science) U3LWR	1,311,422	15,737,064		1,311,422	15,737,064
	1,298,482	15,581,784		1,298,482	15,581,784
	1,255,505	15,066,060		1,255,505	15,066,060
	1,242,869	14,914,428		1,242,869	14,914,428
	1,230,381	14,764,572		1,230,381	14,764,572
	1,218,041	14,616,492		1,218,041	14,616,492
Education Officer - Classroom Teacher (Science)- U4SC	4,000,000	48,000,000		4,000,000	48,000,000
	4,000,000	48,000,000		4,000,000	48,000,000
	4,000,000	48,000,000		4,000,000	48,000,000
	4,000,000	48,000,000		4,000,000	48,000,000
	4,000,000	48,000,000		4,000,000	48,000,000
	4,000,000	48,000,000		4,000,000	48,000,000
Education Officer - Classroom Teacher (Non-Science)- U4LWR	1,078,162	12,937,944		1,078,162	12,937,944
	1,072,808	12,873,696		1,072,808	12,873,696
	1,056,152	12,673,824		1,056,152	12,673,824
	1,039,826	12,477,912		1,039,826	12,477,912
	1,013,759	12,165,108		1,013,759	12,165,108
	988,562	11,862,744		988,562	11,862,744
	960,288	11,523,456		960,288	11,523,456
Assistant Education Officer - Classroom Teacher (Science)-U5SC	2,200,000	26,400,000		2,200,000	26,400,000
	2,200,000	26,400,000		2,200,000	26,400,000
	2,200,000	26,400,000		2,200,000	26,400,000
	2,200,000	26,400,000		2,200,000	26,400,000
	2,200,000	26,400,000		2,200,000	26,400,000
	2,200,000	26,400,000		2,200,000	26,400,000
	2,200,000	26,400,000		2,200,000	26,400,000
	2,200,000	26,400,000		2,200,000	26,400,000
	2,200,000	26,400,000		2,200,000	26,400,000
	2,200,000	26,400,000		2,200,000	26,400,000
	2,200,000	26,400,000		2,200,000	26,400,000


Laboratory Technician (Secondary Schools) U5 (Science)	2,200,000	26,400,000		2,200,000	26,400,000
	2,200,000	26,400,000		2,200,000	26,400,000
	2,200,000	26,400,000		2,200,000	26,400,000
	2,200,000	26,400,000		2,200,000	26,400,000
	2,200,000	26,400,000		2,200,000	26,400,000
	2,200,000	26,400,000		2,200,000	26,400,000
Assistant Education Officer - Classroom Teacher (Non-Science)- U5LWR	784,214	9,410,568		784,214	9,410,568
	774,998	9,299,976		774,998	9,299,976
	764,421	9,173,052		764,421	9,173,052
	763,926	9,167,112		763,926	9,167,112
	756,176	9,074,112		756,176	9,074,112
	755,469	9,065,628		755,469	9,065,628
	745,000	8,940,000		745,000	8,940,000
Laboratory Assistant (Secondary Schools)- U7 (Upper)	550,000	6,600,000		550,000	6,600,000
	550,000	6,600,000		550,000	6,600,000
	550,000	6,600,000		550,000	6,600,000
	550,000	6,600,000		550,000	6,600,000
	550,000	6,600,000		550,000	6,600,000
	550,000	6,600,000		550,000	6,600,000
	550,000	6,600,000		550,000	6,600,000
	550,000	6,600,000		550,000	6,600,000
	550,000	6,600,000		550,000	6,600,000
	550,000	6,600,000		550,000	6,600,000
<i>Source: Ministry of Public Service (2025)</i>					

SCHEDULE 4-B

SALARY STRUCTURE FOR THE PUBLIC BTVET AND TEACHER TRAINING INSTITUTIONS EXCLUDING HEALTH TRAINING INSTITUTIONS FOR FY 2025/2026

DESIGNATION	SALARY SCALE	FY 2024/2025		FY 2025/2026	
		MONTHLY	ANNUAL	MONTHLY	ANNUAL
Principal Diploma Awarding Institution (Science)	U1SE	10,622,398	127,468,776	10,622,398	127,468,776
Principal Diploma Awarding Institution (Non Science)	U1SE	2,900,000	34,800,000	2,900,000	34,800,000
Principal Certificate Awarding Institution)/ Deputy Principal Diploma Awarding Institutions (Science)	U1E	6,500,000	78,000,000	6,500,000	78,000,000
		6,500,000	78,000,000	6,500,000	78,000,000
		6,500,000	78,000,000	6,500,000	78,000,000
		6,500,000	78,000,000	6,500,000	78,000,000
Principal Certificate Awarding Institution)/ Deputy Principal Diploma Awarding Institutions (Non-Science)	U1E	2,850,000	34,199,988	2,850,000	34,199,988
		2,820,885	33,850,620	2,820,885	33,850,620
		2,789,796	33,477,552	2,789,796	33,477,552
		2,755,575	33,066,900	2,755,575	33,066,900
Head of Technical/ Farm School and Head Vocational Center and Community Polytechnic (Science) and Principal Lecturers- Science	U2 SC	4,500,000	54,000,000	4,500,000	54,000,000
		4,500,000	54,000,000	4,500,000	54,000,000
		4,500,000	54,000,000	4,500,000	54,000,000
		4,500,000	54,000,000	4,500,000	54,000,000
		4,500,000	54,000,000	4,500,000	54,000,000
		4,500,000	54,000,000	4,500,000	54,000,000
		4,500,000	54,000,000	4,500,000	54,000,000
		4,500,000	54,000,000	4,500,000	54,000,000
		4,500,000	54,000,000	4,500,000	54,000,000
		4,500,000	54,000,000	4,500,000	54,000,000
Deputy Principal Certificate Awarding Institutions (non-science) and Principal Lecturers- Non Science	U2 LWR	1,679,886	20,158,632	1,679,886	20,158,632
		1,668,407	20,020,884	1,668,407	20,020,884
		1,640,529	19,686,348	1,640,529	19,686,348
		1,612,651	19,351,812	1,612,651	19,351,812
		1,584,773	19,017,276	1,584,773	19,017,276

		1,571,654	18,859,848		1,571,654	18,859,848
Senior Tutor/ Instructor/ Lecturer (Science)	U3 SC	4,250,000	51,000,000		4,250,000	51,000,000
		4,250,000	51,000,000		4,250,000	51,000,000
		4,250,000	51,000,000		4,250,000	51,000,000
		4,250,000	51,000,000		4,250,000	51,000,000
		4,250,000	51,000,000		4,250,000	51,000,000
		4,250,000	51,000,000		4,250,000	51,000,000
		4,250,000	51,000,000		4,250,000	51,000,000
		4,250,000	51,000,000		4,250,000	51,000,000
		4,250,000	51,000,000		4,250,000	51,000,000
		4,250,000	51,000,000		4,250,000	51,000,000
		4,250,000	51,000,000		4,250,000	51,000,000
Senior Tutor/ Instructor/ Lecturer (Non Science)	U3 LWR	1,311,422	15,737,064		1,311,422	15,737,064
		1,298,482	15,581,784		1,298,482	15,581,784
		1,255,505	15,066,060		1,255,505	15,066,060
		1,242,869	14,914,428		1,242,869	14,914,428
		1,230,381	14,764,572		1,230,381	14,764,572
		1,218,041	14,616,492		1,218,041	14,616,492
Tutor/ Instructor/ Lecturer (Science)	U4 SC	4,000,000	48,000,000		4,000,000	48,000,000
		4,000,000	48,000,000		4,000,000	48,000,000
		4,000,000	48,000,000		4,000,000	48,000,000
		4,000,000	48,000,000		4,000,000	48,000,000
		4,000,000	48,000,000		4,000,000	48,000,000
		4,000,000	48,000,000		4,000,000	48,000,000
Graduate Tutor/ Instructor/ Lecturer (Non Science)	U4 LWR	1,078,162	12,937,944		1,078,162	12,937,944
		1,072,808	12,873,696		1,072,808	12,873,696
		1,056,152	12,673,824		1,056,152	12,673,824
		1,039,826	12,477,912		1,039,826	12,477,912
		1,013,759	12,165,108		1,013,759	12,165,108
		988,562	11,862,744		988,562	11,862,744
		960,288	11,523,456		960,288	11,523,456
Diploma Tutor/ Instructor/ Lecturer (Science)	U5 SC	2,200,000	26,400,000		2,200,000	26,400,000
		2,200,000	26,400,000		2,200,000	26,400,000
		2,200,000	26,400,000		2,200,000	26,400,000
		2,200,000	26,400,000		2,200,000	26,400,000

		2,200,000	26,400,000		2,200,000	26,400,000
		2,200,000	26,400,000		2,200,000	26,400,000
		2,200,000	26,400,000		2,200,000	26,400,000
		2,200,000	26,400,000		2,200,000	26,400,000
Diploma Tutor/ Instructor/ Lecturer (Non Science)	U5 LWR	784,214	9,410,568		784,214	9,410,568
		774,998	9,299,976		774,998	9,299,976
		764,421	9,173,052		764,421	9,173,052
		763,926	9,167,112		763,926	9,167,112
		756,176	9,074,112		756,176	9,074,112
		755,469	9,065,628		755,469	9,065,628
		745,000	8,940,000		745,000	8,940,000
						
Source: Ministry of Public Service (2025)						

SCHEDULE 5

SALARY STRUCTURE FOR UGANDA POLICE FORCE AND UGANDA PRISONS SERVICES (INCLUDES LEGAL, SCIENTISTS, PROFESSIONAL AND GENERAL CATEGORY EXCEPT HEALTH PROFESSIONALS AND AVIATION) FOR FY 2025/ 2026

DESIGNATION	SALARY SCALE	FY 2024/2025		FY 2025/2026	
		MONTHLY	ANNUAL	MONTHLY	ANNUAL
Assistant Inspector General of Police/ Assistant Commissioner General of Prisons (Professional)	U1SE	7,070,698	84,848,376	12,750,000	153,000,000
Assistant Inspector General of Police/ Assistant Commissioner General of Prisons (Science)	U1SE	12,750,000	153,000,000	12,750,000	153,000,000
Assistant Inspector General of Police/ Assistant Commissioner General of Prisons (Legal)	U1SE	8,762,800	105,153,600	12,750,000	153,000,000
Senior Commissioner of Police/ Prisons (Administrative)	U1SE	6,806,632	81,679,584	12,750,000	153,000,000
Senior Commissioner of Police/ Prisons (Science)	U1SE	11,900,000	142,800,000	12,750,000	153,000,000
Senior Commissioner of Police/ Prisons (Legal)	U1SE	8,027,400	96,328,800	12,750,000	153,000,000
Commissioner of Police/ Prisons (Administrative)	U1SE	6,406,632	76,879,584	12,750,000	153,000,000
Commissioner of Police/ Prisons (Science)	U1SE	10,622,398	127,468,776	12,750,000	153,000,000
Commissioner of Police/ Prisons (Legal)	U1SE	7,828,704	93,944,448	12,750,000	153,000,000
Assistant Commissioner of Police/ Prisons (Administrative)	U1E- LW	1,690,781	20,289,372	3,378,029	40,536,350
		1,669,621	20,035,452	3,351,005	40,212,059
		1,645,733	19,748,796	3,324,197	39,890,362
		1,624,934	19,499,208	3,297,603	39,571,240
Assistant Commissioner of Police/ Prisons (Professional)	U1E- UP	1,728,007	20,736,084	3,919,440	47,033,277
		1,710,004	20,520,048	3,888,084	46,657,011
		1,690,781	20,289,372	3,856,980	46,283,755

		1,669,621	20,035,452	3,826,124	45,913,485
Assistant Commissioner of Police/ Prisons (Science)	U1E- SC	6,500,000	78,000,000	6,500,000	78,000,000
Assistant Commissioner of Police/ Prisons (Legal)	U1E- LEG	5,168,880	62,026,560	5,168,880	62,026,560
Senior Superintendent of Police/ Prisons (Administrative)	U2-LW	1,291,880	15,502,560	2,231,401	26,776,812
		1,282,315	15,387,780	2,213,550	26,562,598
		1,259,083	15,108,996	2,195,841	26,350,097
		1,235,852	14,830,224	2,178,275	26,139,296
		1,212,620	14,551,440	2,160,848	25,930,182
		1,201,688	14,420,256	2,143,562	25,722,740
Senior Superintendent of Police/ Prisons (Professional)	U2-UP	1,527,241	18,326,892	2,378,029	28,536,348
		1,510,753	18,129,036	2,359,005	28,308,057
		1,494,471	17,933,652	2,340,133	28,081,593
		1,478,401	17,740,812	2,321,412	27,856,940
		1,353,136	16,237,632	2,302,840	27,634,084
		1,337,524	16,050,288	2,270,418	27,245,012
		1,322,109	15,865,308	2,260,142	27,121,708
		1,306,898	15,682,776	2,252,061	27,024,734
		1,291,880	15,502,560	2,244,045	26,928,536
		1,282,315	15,387,780	2,236,092	26,833,108
Senior Superintendent of Police/ Prisons (Science)	U2-SC	4,500,000	54,000,000	4,500,000	54,000,000
Senior Superintendent of Police/ Prisons (Legal)	U2-LEG	4,356,720	52,280,640	4,356,720	52,280,640
Superintendent of Police/ Prisons (Administrative)	U3-LWR	990,589	11,887,068	2,053,854	24,646,248
		979,805	11,757,660	2,037,423	24,449,078
		943,991	11,327,892	2,021,124	24,253,485
		933,461	11,201,532	2,004,955	24,059,458
		923,054	11,076,648	1,988,915	23,866,982
		912,771	10,953,252	1,973,004	23,676,046
		902,612	10,831,344	1,957,220	23,486,638
Superintendent of Police/ Prisons (Professional)	U3-UP	1,131,209	13,574,508	2,196,931	26,363,172
		1,115,688	13,388,256	2,179,356	26,152,267
		1,100,402	13,204,824	2,161,921	25,943,048
		1,085,341	13,024,092	2,144,625	25,735,504
		1,070,502	12,846,024	2,127,468	25,529,620

		1,046,396	12,556,752	2,110,449	25,325,383
		1,032,132	12,385,584	2,093,565	25,122,780
		1,018,077	12,216,924	2,080,816	24,969,798
		1,004,232	12,050,784	2,070,170	24,842,039
		990,589	11,887,068	2,063,609	24,763,303
		979,805	11,757,660	2,057,100	24,685,197
Superintendent of Police/ Prisons (Science)	U3-SC	4,250,000	51,000,000	4,250,000	51,000,000
Superintendent of Police/ Prisons (Legal)	U3-LEG	3,322,512	39,870,144	3,322,512	39,870,144
Assistant Superintendent of Police/ Prisons (Administrative)	U4-LW	798,535	9,582,420	1,698,299	20,379,588
		794,074	9,528,888	1,683,014	20,196,172
		780,193	9,362,316	1,667,867	20,014,406
		766,589	9,199,068	1,652,856	19,834,277
		744,866	8,938,392	1,637,981	19,655,768
		723,868	8,686,416	1,623,239	19,478,866
		700,306	8,403,672	1,608,630	19,303,556
		672,792	8,073,504	1,594,152	19,129,824
		644,785	7,737,420	1,579,805	18,957,656
		623,063	7,476,756	1,565,586	18,787,037
		601,341	7,216,092	1,551,496	18,617,954
Assistant Superintendent of Police/ Prisons (Professional)	U4-UP	940,366	11,284,392	1,832,265	21,987,180
		934,922	11,219,064	1,815,775	21,789,295
		926,247	11,114,964	1,799,433	21,593,192
		909,243	10,910,916	1,783,238	21,398,853
		892,574	10,710,888	1,767,189	21,206,263
		876,222	10,514,664	1,760,284	21,123,407
		846,042	10,152,504	1,744,441	20,933,296
		834,959	10,019,508	1,728,741	20,744,897
		808,135	9,697,620	1,713,183	20,558,193
		799,323	9,591,876	1,707,764	20,493,169
		798,667	9,584,004	1,700,394	20,404,730
Assistant Superintendent of Police/ Prisons (Science)	U4-SC	4,000,000	48,000,000	4,000,000	48,000,000
Assistant Superintendent of Police/ Prisons (Legal)	U4-LEG	2,730,240	32,762,880	2,730,240	32,762,880
Inspector of Police/	U5-SC	2,200,000	26,400,000	2,200,000	26,400,000

Principal Officer (Science)					
Assistant Inspector of Police/ Principal Officer I & II	U5-UP	647,000	7,764,000	1,247,503	14,970,036
Assistant Inspector of Police/ Chief Warder/Wardress	U5-LW	597,000	7,164,000	932,187	11,186,244
Sergeant of Police/ Sergeant Warder/ Wardress	U6-UP	573,331	6,879,972	716,664	8,599,965
		565,146	6,781,752	706,433	8,477,190
		556,959	6,683,508	696,199	8,354,385
		548,774	6,585,288	685,968	8,231,610
		540,587	6,487,044	675,734	8,108,805
Corporal Police/ Corporal Warder/ Wardress	U6-LW	532,402	6,388,824	665,503	7,986,030
		531,616	6,379,392	664,520	7,974,240
		523,432	6,281,184	654,290	7,851,480
		516,251	6,195,012	645,314	7,743,765
		508,797	6,105,564	635,996	7,631,955
		501,593	6,019,116	626,991	7,523,895
Lance Corporal	U7-UP	497,748	5,972,976	622,185	7,466,220
		494,200	5,930,400	617,750	7,413,000
		490,683	5,888,196	613,354	7,360,245
		487,199	5,846,388	608,999	7,307,985
Police Constables/Prisons Warders/Wardress	U7-LW	483,744	5,804,928	604,680	7,256,160
		480,322	5,763,864	600,403	7,204,830
		476,930	5,723,160	596,163	7,153,950
		473,567	5,682,804	591,959	7,103,505
		470,235	5,642,820	587,794	7,053,525
		466,933	5,603,196	583,666	7,003,995
Special Police Constable	U8	375,200	4,502,400	469,000	5,628,000
<i>Source: Ministry of Public Service (2025)</i>					

SCHEDULE 6


SALARY STRUCTURE FOR MEDICAL WORKERS AND HEALTH TUTORs (CONSOLIDATED) FOR FY 2025/2026

DESIGNATION	SALARY SCALE	FY 2024/2025		FY 2025/2026	
		MONTHLY	ANNUAL	MONTHLY	ANNUAL
Director General of Health Services	U1S	15,340,000	184,080,000	15,340,000	184,080,000
Executive Director, National Referral Hospital	U1S	15,141,555	181,698,660	15,141,555	181,698,660
Director Specialized Health Institute	U1S	14,501,555	174,018,660	14,501,555	174,018,660
Senior Executive Consultant (Director Regional Referral Hospital)	U1S	13,651,555	163,818,660	13,651,555	163,818,660
Deputy Executive Consultant	U1S	13,113,953	157,367,436	13,113,953	157,367,436
Director (Health), Ministry of Health	U1SE	14,140,000	169,680,000	14,140,000	169,680,000
Deputy Director-NRH & Specialized Units	U1SE	13,321,555	159,858,660	13,321,555	159,858,660
Executive Consultant	U1SE	13,113,953	157,367,436	13,113,953	157,367,436
Senior Consultant	U1SE	13,113,953	157,367,436	13,113,953	157,367,436
Commissioner	U1SE- Med 1	12,321,555	147,858,660	12,750,000	153,000,000
Commissioner	U1SE- Med 2	10,622,398	127,468,776	12,750,000	153,000,000
Principal Diploma Awarding Health Institution	U1SE- Med 2	10,622,398	127,468,776	12,750,000	153,000,000
Consultant	U1SE	12,321,555	147,858,660	12,321,555	147,858,660
Assistant Director (Health)	U1SE- Med 1	6,921,555	83,058,660	6,921,555	83,058,660
District Health Officer	U1E Med 1	6,500,000	78,000,000	6,500,000	78,000,000
Assistant Commissioner	U1E Med 1	6,500,000	78,000,000	6,500,000	78,000,000
Assistant Commissioner-Nursing	U1E (Med-2)	6,500,000	78,000,000	6,500,000	78,000,000
Principal Certificate Awarding Health Institution)/ Deputy Principal Diploma Awarding Health Institution)	U1E (Med-2)	6,500,000	78,000,000	6,500,000	78,000,000
		6,500,000	78,000,000	6,500,000	78,000,000
		6,500,000	78,000,000	6,500,000	78,000,000
		6,500,000	78,000,000	6,500,000	78,000,000

Principal Medical Officer/Principal Dental Surgeon and Medical Officer (Special Grade)	U2 (Med-1)	6,071,555	72,858,660	6,071,555	72,858,660
		6,071,555	72,858,660	6,071,555	72,858,660
		6,071,555	72,858,660	6,071,555	72,858,660
		6,071,555	72,858,660	6,071,555	72,858,660
Assistant District Health Officer	U2 (Med-2)	4,921,555	59,058,660	4,921,555	59,058,660
Other Medical Personnel in U2	U2 (Med-2)	4,921,555	59,058,660	4,921,555	59,058,660
		4,921,555	59,058,660	4,921,555	59,058,660
		4,921,555	59,058,660	4,921,555	59,058,660
		4,921,555	59,058,660	4,921,555	59,058,660
Deputy Principal Certificate Awarding Health Institution	U2 (Med-2)	4,921,555	59,058,660	4,921,555	59,058,660
		4,921,555	59,058,660	4,921,555	59,058,660
		4,921,555	59,058,660	4,921,555	59,058,660
		4,921,555	59,058,660	4,921,555	59,058,660
		4,921,555	59,058,660	4,921,555	59,058,660
		4,921,555	59,058,660	4,921,555	59,058,660
		4,921,555	59,058,660	4,921,555	59,058,660
		4,921,555	59,058,660	4,921,555	59,058,660
		4,921,555	59,058,660	4,921,555	59,058,660
		4,921,555	59,058,660	4,921,555	59,058,660
Senior Medical Officer/ Dental Surgeon/Pharmacist	U3 (Med-1)	5,884,476	70,613,712	5,884,476	70,613,712
		5,884,476	70,613,712	5,884,476	70,613,712
		5,884,476	70,613,712	5,884,476	70,613,712
		5,884,476	70,613,712	5,884,476	70,613,712
		5,884,476	70,613,712	5,884,476	70,613,712
Other Medical Personnel in U3	U3 (Med-2)	4,658,476	55,901,712	4,658,476	55,901,712
		4,658,476	55,901,712	4,658,476	55,901,712
		4,658,476	55,901,712	4,658,476	55,901,712
		4,658,476	55,901,712	4,658,476	55,901,712
		4,658,476	55,901,712	4,658,476	55,901,712
		4,658,476	55,901,712	4,658,476	55,901,712
		4,658,476	55,901,712	4,658,476	55,901,712
		4,658,476	55,901,712	4,658,476	55,901,712
		4,658,476	55,901,712	4,658,476	55,901,712
		4,658,476	55,901,712	4,658,476	55,901,712

		4,658,476	55,901,712	4,658,476	55,901,712
Senior Health Tutor		4,658,476	55,901,712	4,658,476	55,901,712
		4,658,476	55,901,712	4,658,476	55,901,712
		4,658,476	55,901,712	4,658,476	55,901,712
		4,658,476	55,901,712	4,658,476	55,901,712
		4,658,476	55,901,712	4,658,476	55,901,712
		4,658,476	55,901,712	4,658,476	55,901,712
		4,658,476	55,901,712	4,658,476	55,901,712
		4,658,476	55,901,712	4,658,476	55,901,712
		4,658,476	55,901,712	4,658,476	55,901,712
		4,658,476	55,901,712	4,658,476	55,901,712
Medical Officer/Dental Surgeon/Pharmacist	U4 (Med-1)	5,408,476	64,901,712	5,408,476	64,901,712
		5,408,476	64,901,712	5,408,476	64,901,712
		5,408,476	64,901,712	5,408,476	64,901,712
		5,408,476	64,901,712	5,408,476	64,901,712
		5,408,476	64,901,712	5,408,476	64,901,712
Other Medical Personnel in U4	U4 (Med-2)	4,408,476	52,901,712	4,408,476	52,901,712
		4,408,476	52,901,712	4,408,476	52,901,712
		4,408,476	52,901,712	4,408,476	52,901,712
		4,408,476	52,901,712	4,408,476	52,901,712
		4,408,476	52,901,712	4,408,476	52,901,712
		4,408,476	52,901,712	4,408,476	52,901,712
		4,408,476	52,901,712	4,408,476	52,901,712
		4,408,476	52,901,712	4,408,476	52,901,712
Health Tutor	U4 (Med-2)	4,408,476	52,901,712	4,408,476	52,901,712
		4,408,476	52,901,712	4,408,476	52,901,712
		4,408,476	52,901,712	4,408,476	52,901,712
		4,408,476	52,901,712	4,408,476	52,901,712
		4,408,476	52,901,712	4,408,476	52,901,712
		4,408,476	52,901,712	4,408,476	52,901,712
Medical Personnel in U5		2,608,476	31,301,712	2,608,476	31,301,712
		2,608,476	31,301,712	2,608,476	31,301,712
		2,608,476	31,301,712	2,608,476	31,301,712
		2,608,476	31,301,712	2,608,476	31,301,712

	U5 (Med)	2,608,476	31,301,712		2,608,476	31,301,712
		2,608,476	31,301,712		2,608,476	31,301,712
		2,608,476	31,301,712		2,608,476	31,301,712
		2,608,476	31,301,712		2,608,476	31,301,712
		2,608,476	31,301,712		2,608,476	31,301,712
		2,608,476	31,301,712		2,608,476	31,301,712
		2,608,476	31,301,712		2,608,476	31,301,712
		2,608,476	31,301,712		2,608,476	31,301,712
		2,608,476	31,301,712		2,608,476	31,301,712
		2,608,476	31,301,712		2,608,476	31,301,712
		2,608,476	31,301,712		2,608,476	31,301,712
Assistant Health Tutor (Diploma Holder)	U5 Med	2,608,476	31,301,712		2,608,476	31,301,712
		2,608,476	31,301,712		2,608,476	31,301,712
		2,608,476	31,301,712		2,608,476	31,301,712
		2,608,476	31,301,712		2,608,476	31,301,712
		2,608,476	31,301,712		2,608,476	31,301,712
		2,608,476	31,301,712		2,608,476	31,301,712
		2,608,476	31,301,712		2,608,476	31,301,712
		2,608,476	31,301,712		2,608,476	31,301,712
Medical Personnel in U6	U6 (Med)	1,558,476	18,701,712		1,558,476	18,701,712
		1,558,476	18,701,712		1,558,476	18,701,712
		1,558,476	18,701,712		1,558,476	18,701,712
		1,558,476	18,701,712		1,558,476	18,701,712
		1,558,476	18,701,712		1,558,476	18,701,712
		1,558,476	18,701,712		1,558,476	18,701,712
		1,558,476	18,701,712		1,558,476	18,701,712
		1,558,476	18,701,712		1,558,476	18,701,712
		1,558,476	18,701,712		1,558,476	18,701,712
		1,558,476	18,701,712		1,558,476	18,701,712
		1,558,476	18,701,712		1,558,476	18,701,712
		1,558,476	18,701,712		1,558,476	18,701,712
		1,558,476	18,701,712		1,558,476	18,701,712
Medical Personnel in U7	U7 (Med)	1,421,634	17,059,608		1,421,634	17,059,608
		1,421,634	17,059,608		1,421,634	17,059,608
		1,421,634	17,059,608		1,421,634	17,059,608
		1,421,634	17,059,608		1,421,634	17,059,608

		1,421,634	17,059,608	1,421,634	17,059,608
		1,421,634	17,059,608	1,421,634	17,059,608
		1,421,634	17,059,608	1,421,634	17,059,608
		1,421,634	17,059,608	1,421,634	17,059,608
		1,421,634	17,059,608	1,421,634	17,059,608
		1,421,634	17,059,608	1,421,634	17,059,608
		1,421,634	17,059,608	1,421,634	17,059,608
Nursing, Theatre, Laboratory, Mortuary and Dental Assistant	U8 (Med)	596,000	7,152,000	596,000	7,152,000
		596,000	7,152,000	596,000	7,152,000
		596,000	7,152,000	596,000	7,152,000
		596,000	7,152,000	596,000	7,152,000
		596,000	7,152,000	596,000	7,152,000
		596,000	7,152,000	596,000	7,152,000
		596,000	7,152,000	596,000	7,152,000
		596,000	7,152,000	596,000	7,152,000
 <i>Source: Ministry of Public Service (2025)</i>					

SCHEDULE 7-A

SALARY STRUCTURE FOR JUDICIAL OFFICERS UNDER COURTS OF JUDICATURE FOR FY 2025/2026

DESIGNATION	SALARY SCALE	FY 2024/2025		FY 2025/2026	
		MONTHLY	ANNUAL	MONTHLY	ANNUAL
Chief Registrar	JSS-S	20,000,000	240,000,000	20,000,000	240,000,000
Registrar	JSS1-SE	13,800,000	165,600,000	13,800,000	165,600,000
Deputy Registrar	JSS1-SE	12,500,000	150,000,000	12,750,000	153,000,000
Assistant Registrar	JSS1-SE	10,500,000	126,000,000	12,750,000	153,000,000
Chief Magistrate	JSS1-SE	9,800,000	117,600,000	12,750,000	153,000,000
Senior Principal Magistrate Grade I	JSS1-E	8,590,000	103,080,000	8,590,000	103,080,000
Principal Magistrate Grade I	JSS2	6,500,000	78,000,000	6,500,000	78,000,000
Senior Magistrate Grade I/ Senior Principal Magistrate Grade II	JSS3	5,600,000	67,200,000	5,600,000	67,200,000
Magistrate Grade I	JSS4	5,200,000	62,400,000	5,200,000	62,400,000
Principal Magistrate Grade II	JSS4	5,200,000	62,400,000	5,200,000	62,400,000
Senior Magistrate Grade II	JSS5	3,500,000	42,000,000	3,500,000	42,000,000
Magistrate Grade II	JSS6	3,000,000	36,000,000	3,000,000	36,000,000
<i>Source: Ministry of Public Service (2025)</i>					

SCHEDULE 7-B

SALARY STRUCTURE FOR OFFICE OF THE DIRECTORATE OF PUBLIC PROSECUTIONS FOR FY 2025/2026

DESIGNATION	SALARY SCALE	FY 2024/2025		FY 2025/2026	
		MONTHLY	ANNUAL	MONTHLY	ANNUAL
Director of Public Prosecutions	U1S	22,500,000	270,000,000	22,500,000	270,000,000
Deputy Director of Public Prosecutions	U1S	13,860,000	166,320,000	20,000,000	240,000,000
Principal Assistant Director of Public Prosecutions	U1SE	13,800,000	165,600,000	13,800,000	165,600,000

Senior Assistant Director of Public Prosecutions	U1SE	12,500,000	150,000,000		12,750,000	153,000,000
Assistant Director of Public Prosecutions	U1SE	10,500,000	126,000,000		12,750,000	153,000,000
Chief State Attorney	U1SE	9,800,000	117,600,000		12,750,000	153,000,000
Senior Principal State Attorney	U1E	8,590,000	103,080,000		8,590,000	103,080,000
Principal State Attorney	U2	6,500,000	78,000,000		6,500,000	78,000,000
Senior State Attorney/Senior Principal State Prosecutor	U3	5,600,000	67,200,000		5,600,000	67,200,000
State Attorney/Principal State Prosecutor	U4	5,200,000	62,400,000		5,200,000	62,400,000
Senior State Prosecutor	U5	3,500,000	42,000,000		3,500,000	42,000,000
State Prosecutor	U6	3,000,000	36,000,000		3,000,000	36,000,000
<i>Source: Ministry of Public Service (2025)</i>						

SCHEDULE 7-C

SALARY STRUCTURE FOR LEGAL PROFESSIONALS UNDER MINISTRY OF JUSTICE AND CONSTITUTIONAL AFFAIRS AND JUDICIAL SERVICE COMMISSION FOR FY 2025/2026

DESIGNATION	SALARY SCALE	FY 2024/2025		FY 2025/2026	
		MONTHLY	ANNUAL	MONTHLY	ANNUAL
Solicitor General	U1S	15,400,000	184,800,000	15,400,000	184,800,000
Deputy Solicitor General	U1SE	13,860,000	166,320,000	13,860,000	166,320,000
Director/ Administrator General	U1SE	13,800,000	165,600,000	13,800,000	165,600,000
Registrar	U1SE	12,500,000	150,000,000	12,750,000	153,000,000
Deputy Registrar	U1SE	10,500,000	126,000,000	12,750,000	153,000,000
Commissioner /Chief State Attorney	U1SE	9,800,000	117,600,000	12,750,000	153,000,000
Senior Principal State Attorney	U1E	8,590,000	103,080,000	8,590,000	103,080,000
Principal State Attorney/Legal Officer	U2	6,500,000	78,000,000	6,500,000	78,000,000
Senior State Attorney/Legal Officer	U3	5,600,000	67,200,000	5,600,000	67,200,000
State Attorney/Legal Officer	U4	5,200,000	62,400,000	5,200,000	62,400,000
Legal Clerk	U5	3,500,000	42,000,000	3,500,000	42,000,000
<i>Source: Ministry of Public Service (2025)</i>					

SCHEDULE 7-D

SALARY STRUCTURE FOR LEGAL PROFESSIONALS OTHER THAN MINISTRY OF JUSTICE AND CONSTITUTIONAL AFFAIRS, DPP, UGANDA POLICE FORCE AND JUDICIAL SERVICE COMMISSION FOR FY 2025/2026

DESIGNATION	SALARY SCALE	FY 2024/2025		FY 2025/2026	
		MONTHLY	ANNUAL	MONTHLY	ANNUAL
Commissioner (Legal)	U1SE	3,550,000	42,600,000	12,750,000	153,000,000
Assistant Commissioner (Legal)	U1E	2,900,000	34,800,000	2,900,000	34,800,000
Principal Legal Officer	U2	2,700,000	32,400,000	2,700,000	32,400,000
Senior Legal Officer	U3	2,000,000	24,000,000	2,000,000	24,000,000
Legal Officer	U4	1,700,000	20,400,000	1,700,000	20,400,000
Assistant Legal Officer	U5	1,200,000	14,400,000	1,200,000	14,400,000
<i>Source: Ministry of Public Service (2025)</i>					

SCHEDULE 8

SALARY STRUCTURE FOR LOCAL GOVERNMENT POLITICAL LEADERS FOR FY 2025/2026

DESIGNATION	FY 2024/2025		FY 2025/2026	
	MONTHLY	ANNUAL	MONTHLY	ANNUAL
District Chairperson/ City Mayor	2,380,000	28,560,000	2,380,000	28,560,000
District Vice Chairperson/ Deputy City Mayor	1,190,000	14,280,000	1,190,000	14,280,000
District Speaker/ City Speaker	724,000	8,688,000	724,000	8,688,000
Member District Executive Committee/ City Executive Committee	620,000	7,440,000	620,000	7,440,000
Sub - County/Town Council Chairperson	412,000	4,944,000	412,000	4,944,000
Municipal Mayor/ City Division Mayor	1,190,000	14,280,000	1,190,000	14,280,000
Municipal Deputy Mayor/ City Division Deputy Mayor	620,000	7,440,000	620,000	7,440,000
Municipal Division Chairperson	412,000	4,944,000	412,000	4,944,000
Source: Ministry of Public Service, 2025				

SCHEDULE 9A

SALARY STRUCTURE FOR SPECIFIED OFFICERS (OFFICERS IN THE PUBLIC SERVICE) FOR FY 2025/2026

DESIGNATION	FY 2024/2025		FY 2025/2026	
	MONTHLY	ANNUAL	MONTHLY	ANNUAL
Chief Justice	26,500,000	318,000,000	26,500,000	318,000,000
Deputy Chief Justice	25,000,000	300,000,000	25,000,000	300,000,000
Principal Judge	24,000,000	288,000,000	24,000,000	288,000,000
Justice of the Supreme Court	23,500,000	282,000,000	23,500,000	282,000,000
Justice of Court of Appeal	23,000,000	276,000,000	23,000,000	276,000,000
Judge of the High Court	22,500,000	270,000,000	22,500,000	270,000,000
Auditor General	36,100,000	433,200,000	36,100,000	433,200,000
Inspector General of Government	37,000,000	444,000,000	37,000,000	444,000,000
Deputy Inspector General of Government	32,000,000	384,000,000	32,000,000	384,000,000
Inspector General of Police	15,400,000	184,800,000	15,400,000	184,800,000
Deputy Inspector General of Police	13,860,000	166,320,000	13,860,000	166,320,000
Commissioner of Prisons	15,400,000	184,800,000	15,400,000	184,800,000
Deputy Commissioner of Prisons	13,860,000	166,320,000	13,860,000	166,320,000
<i>Source: Ministry of Public Service (2025)</i>				

SCHEDULE 9B

SALARY STRUCTURE FOR SPECIFIED OFFICERS (NATIONAL SERVICE COMMISSIONS) FOR FY 2025/2026

DESIGNATION	FY 2024/2025		FY 2025/2026	
	MONTHLY	ANNUAL	MONTHLY	ANNUAL
Chairperson of Commission	21,200,000	254,400,000	21,200,000	254,400,000
Deputy Chairperson of Commission	20,000,000	240,000,000	20,000,000	240,000,000
Member of Commission	19,200,000	230,400,000	19,200,000	230,400,000
<i>Source: Ministry of Public Service (2025)</i>				

SCHEDULE 10A

SALARY STRUCTURE FOR AVIATION - PRESIDENTIAL CREW FOR FY 2025/2026

POST	SALARY SCALE	FY 2024/2025			FY 2025/2026	
		MONTHLY	ANNUAL		MONTHLY	ANNUAL
Executive Director	U1S	32,165,547	385,986,564		32,165,547	385,986,564
Chief Pilot	U1SE	30,257,813	363,093,756		30,257,813	363,093,756
Chief Engineer	U1SE	29,376,518	352,518,216		29,376,518	352,518,216
Captain	U1SE	28,520,891	342,250,692		28,520,891	342,250,692
Pilot	U1SE	27,690,185	332,282,220		27,690,185	332,282,220
First Officer	U1E	26,883,675	322,604,100		26,883,675	322,604,100
Promotional level for U3	U2	19,158,500	229,902,000		19,158,500	229,902,000
Senior Aircraft Engineer	U3	17,695,000	212,340,000		17,695,000	212,340,000
Senior Avionics Engineer	U3	17,695,000	212,340,000		17,695,000	212,340,000
Senior Avionics Technician	U3	17,695,000	212,340,000		17,695,000	212,340,000
Senior Electrical Engineering Technician	U3	17,695,000	212,340,000		17,695,000	212,340,000
Senior Engine & Airframe Maintenance Technician	U3	17,695,000	212,340,000		17,695,000	212,340,000
Aerospace Systems Engineer	U4	15,150,000	181,800,000		15,150,000	181,800,000
Flight Engineer	U4	15,150,000	181,800,000		15,150,000	181,800,000
Senior Flight Engineer	U4	15,150,000	181,800,000		15,150,000	181,800,000
Flight Attendant	U5	4,000,000	48,000,000		4,000,000	48,000,000
<i>Source: Ministry of Public Service (2025)</i>						

SCHEDULE 10B

SALARY STRUCTURE FOR AVIATION (EAST AFRICAN AVIATION ACADEMY- SOROTI FLYING SCHOOL) FOR FY 2025/2026

POST	SALARY SCALE	FY 2024/2025		FY 2025/2026	
		MONTHLY	ANNUAL	MONTHLY	ANNUAL
Director	U1SE	22,197,994	266,375,928	22,197,994	266,375,928
Head of Training-Flying	U1E	21,600,000	259,200,000	21,600,000	259,200,000
Head of Training Engineering	U1E	21,600,000	259,200,000	21,600,000	259,200,000
Chief Flying Instructor	U1E	20,250,000	243,000,000	20,250,000	243,000,000
Chief Ground Instructor	U1E	17,250,000	207,000,000	17,250,000	207,000,000
Chief Engineering Instructor	U1E	17,250,000	207,000,000	17,250,000	207,000,000
Chief Aircraft Main. Eng.	U1E	17,250,000	207,000,000	17,250,000	207,000,000
Principal Flying Instructor	U2	17,266,813	207,201,756	17,266,813	207,201,756
Principal Ground Instructor	U2	16,486,659	197,839,908	16,486,659	197,839,908
Principal Eng. Instructor	U2	16,486,659	197,839,908	16,486,659	197,839,908
Principal Air Craft Maintenance Engineer	U2	16,486,659	197,839,908	16,486,659	197,839,908
Safety Manager	U2	14,150,000	169,800,000	14,150,000	169,800,000
Quality Manager	U2	14,150,000	169,800,000	14,150,000	169,800,000
Senior Flying Instructor	U3	15,116,332	181,395,984	15,116,332	181,395,984
Senior Ground Instructor	U3	14,000,000	168,000,000	14,000,000	168,000,000
Senior Engineering Instructor	U3	14,000,000	168,000,000	14,000,000	168,000,000
Senior Aircraft Maintenance Engineer	U3	14,000,000	168,000,000	14,000,000	168,000,000
Flying Instructor	U4	13,500,000	162,000,000	13,500,000	162,000,000
Ground Instructor	U4	12,858,717	154,304,604	12,858,717	154,304,604
Engineering Instructor	U4	8,858,717	106,304,604	8,858,717	106,304,604
Aircraft Maintenance. Eng.	U4	8,858,717	106,304,604	8,858,717	106,304,604
Aircraft Radio Engineer	U4	8,858,717	106,304,604	8,858,717	106,304,604
Technical Records Officer	U4	8,858,717	106,304,604	8,858,717	106,304,604
Aircraft Technician	U5	4,000,000	48,000,000	4,000,000	48,000,000
<i>Source: Ministry of Public Service (2025)</i>					


SCHEDULE 10C

SALARY STRUCTURE FOR AVIATION (UGANDA POLICE FORCE) FOR FY 2025/2026

DESIGNATION	SALARY SCALE	FY 2024/2025			FY 2025/2026	
		MONTHLY	ANNUAL		MONTHLY	ANNUAL
Pilot Commandant	U1E	17,250,000	207,000,000		17,250,000	207,000,000
Promotional level Senior Pilot	U2	16,486,659	197,839,908		16,486,659	197,839,908
Promotional level Senior Flight Engineer	U2	14,150,000	169,800,000		14,150,000	169,800,000
Senior Pilot	U3	15,116,332	181,395,984		15,116,332	181,395,984
Senior Flight Engineer	U3	14,000,000	168,000,000		14,000,000	168,000,000
Pilot	U4	13,500,000	162,000,000		13,500,000	162,000,000
Flight Engineer	U4	8,858,717	106,304,604		8,858,717	106,304,604
<i>Source: Ministry of Public Service (2025)</i>						

SCHEDULE 11

SALARY STRUCTURE FOR CITY/ DISTRICT SERVICE COMMISSION CHAIRPERSONS FOR FY 2025/2026

DESIGNATION	FY 2024/2025			FY 2025/2026	
	MONTHLY	ANNUAL		MONTHLY	ANNUAL
District Service Chairperson	1,716,346	20,596,152		1,716,346	20,596,152
					
Source: Ministry of Public Service (2025)					

SCHEDULE 12

SALARY STRUCTURE FOR PUBLIC UNIVERSITIES FOR FY 2025/2026

CATEGORY	DESIGNATION	SALARY SCALE	FY 2024/2025		FY 2025/2026	
			MONTHLY	ANNUAL	MONTHLY	ANNUAL
	Vice Chancellor	PU-1	20,000,000	240,000,000	20,000,000	240,000,000
	Deputy Vice Chancellor	PU-2	17,400,000	208,800,000	17,400,000	208,800,000
Teaching Science	Professor	PU-3	15,600,000	187,200,000	15,600,000	187,200,000
	Associate Professor	PU-4	14,800,000	177,600,000	14,800,000	177,600,000
	Senior Lecturer	PU-5	9,004,203	108,050,436	9,004,203	108,050,436
	Lecturer	PU6.1	8,174,143	98,089,716	8,174,143	98,089,716
	Asst. Lecturer	PU6.2	6,687,323	80,247,876	6,687,323	80,247,876
	Teaching Assistant	PU-7	5,718,179	68,618,148	5,718,179	68,618,148
Teaching Non Science	Professor	PU-3	15,600,000	187,200,000	15,600,000	187,200,000
	Associate Professor	PU-4	14,800,000	177,600,000	14,800,000	177,600,000
	Senior Lecturer	PU-5	8,296,772	99,561,264	8,296,772	99,561,264
	Lecturer	PU6.1	7,609,299	91,311,588	7,609,299	91,311,588
	Asst. Lecturer	PU6.2	5,974,643	71,695,716	5,974,643	71,695,716
	Teaching Assistant	PU-7	4,705,540	56,466,480	4,705,540	56,466,480
Non Teaching Science	Director	PU-3	10,664,807	127,977,684	10,664,807	127,977,684
	Deputy Director	PU-4	10,008,039	120,096,468	10,008,039	120,096,468
	Assistant Director	PU-5	9,004,203	108,050,436	9,004,203	108,050,436
	Senior Administrator	PU6.1	8,174,143	98,089,716	8,174,143	98,089,716
	Administrator	PU6.2	6,687,323	80,247,876	6,687,323	80,247,876
	Assistant Administrator	PU-7	5,718,179	68,618,148	5,718,179	68,618,148
		PU-10	3,475,275	41,703,300	3,475,275	41,703,300
		PU-11	3,118,186	37,418,232	3,118,186	37,418,232
		PU-12	2,096,071	25,152,852	2,096,071	25,152,852
		PU-13	1,830,547	21,966,564	1,830,547	21,966,564
		PU-14	1,410,668	16,928,016	1,410,668	16,928,016
		PU-15	1,349,385	16,192,620	1,349,385	16,192,620

		PU-20	932,667	11,192,004		932,667	11,192,004
		PU-21	841,491	10,097,892		841,491	10,097,892
Non Teaching, Non Science	Director	PU-3	8,818,971	105,827,652		8,818,971	105,827,652
	Deputy Director	PU-4	8,491,050	101,892,600		8,491,050	101,892,600
	Assistant Director	PU-5	7,750,371	93,004,452		7,750,371	93,004,452
	Senior Administrator	PU6.1	7,108,173	85,298,076		7,108,173	85,298,076
	Administrator	PU6.2	5,581,170	66,974,040		5,581,170	66,974,040
	Assistant Administrator	PU-7	4,395,647	52,747,764		4,395,647	52,747,764
		PU-10	3,334,372	40,012,464		3,334,372	40,012,464
		PU-11	2,624,253	31,491,036		2,624,253	31,491,036
		PU-12	2,049,509	24,594,108		2,049,509	24,594,108
		PU-13	1,671,824	20,061,888		1,671,824	20,061,888
		PU-14	1,258,882	15,106,584		1,258,882	15,106,584
		PU-15	1,209,474	14,513,688		1,209,474	14,513,688
		PU-16	1,148,328	13,779,936		1,148,328	13,779,936
		PU-17	1,103,534	13,242,408		1,103,534	13,242,408
		PU-18	1,058,744	12,704,928		1,058,744	12,704,928
		PU-20	875,486	10,505,832		875,486	10,505,832
		PU-21	774,566	9,294,792		774,566	9,294,792
		PU-22	673,599	8,083,188		673,599	8,083,188
<i>Source: Ministry of Public Service (2025)</i>							

